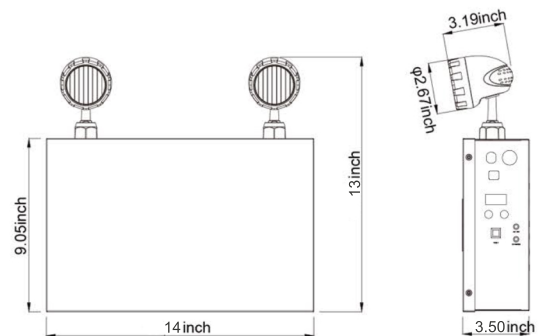


LED Emergency Light Power Supply, 12V



Terminal connectors allow for larger gauge wires to be connected for remote loads. The universal mounting pattern stamped into the back of the unit allows for direct mounting to various conduit boxes.

Dimension



Features and Specifications:

- 20 Gauge Steel cabinet
- 120V/277V/347V input voltage
- 12V 7Ah Sealed Non-maintained Lead Acid Battery
- 72W Remote capable*
- Comes with 2pcs super bright led adjustable heads
- 2*2W heads
- 2*130lm
- Test switch and AC-On indicator included
- Suitable for wall mount
- Heads adjustable
- Suitable for Damp Locations
- Overcharge & Over-discharge protection
- 120mins emergency duration
- cULus approved

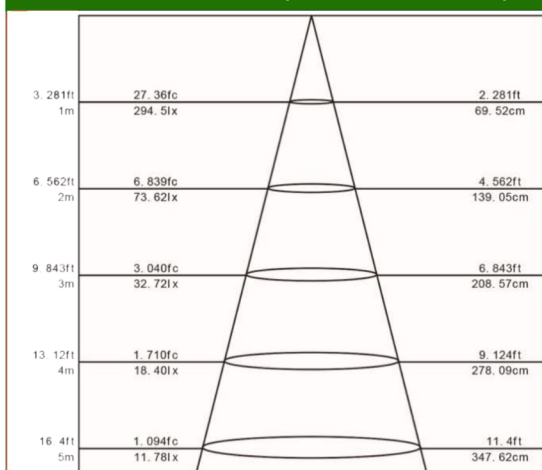
*Max Remote Load: 72W at 30mins battery backup time
27W at 90mins battery backup time
22W at 120mins battery backup time

Compatible with

SKU# 100707 SKU#100708

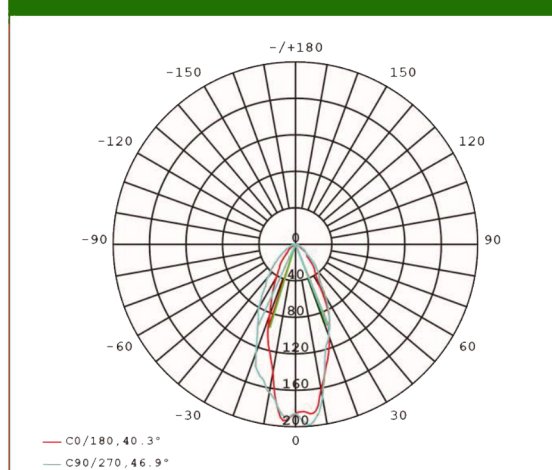


Illuminance (at a distance)



HT EAVG/EMAX ANGLE:38.34DEG DIA

Luminous Intensity Distribution Diagram



AVERAGE BEAM ANGLE(50%):40.9 DEG

Factory Direct Lighting (2020) Ltd.
www.fdlighting.ca
Tel: 1-855-533-0743
1-905-944-1210

100 Shields Court Unit B
Markham, Ontario
Canada, L3R 9T5