

FDLED-4"-GIMBAL

4" Gimbal Round Recessed LED 11W

Type IC & Air-Tight



DESCRIPTION

Recessed 4" Gimbal Round LED With Integral Driver In Connection Box
 Fits Where No Other Recessed Fixture Can

Unique Design: Gimbal Yet Air-Tight Without Housing Needed

FEATURES & BENEFITS

2" Thin - Install Where Ceiling Space Is Limited

Type IC Rated - No Housing Required

Fast & Easy To Install - Save On Labour

Driver Inside Connection Box - No Junction Box Needed

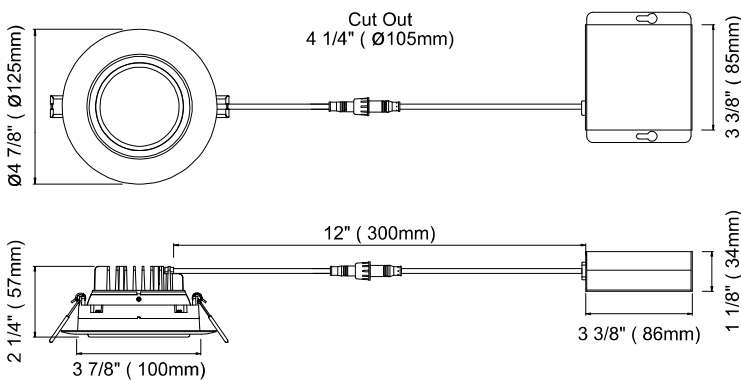
Directional Beam - Great for Sloped Ceilings and Highlighting Artwork

CRI 90 - True Colour Rendering

MOUNTING

Cut Hole In Ceiling And Snap Fixture In Opening With Attached Spring Clips

Ceiling Clearance Required: 2 1/2"



SPECIFICATION	
Applications	Sloped Ceilings, Highlighting Artwork
Energy Used	9W 11W
Colour Temperature	3000°K
Light Output	3K 9W 650 - 11W 850
Halogen Equivalent	90 W
Beam Angle	40° Beam with 30° tilt and 360° rotation
CRI	90
Driver Input	120V AC or 277V
Power Factor	0.98
Dimming	TRIAC Dimmers 10% - 100%
Approved Location	Insulated Ceiling & Damp Locations
Air Tight	Yes
Ambient Temperature	-40°F (-40°C) to +104°F (+40°C)
Projected Life	70% Light Output at 50,000 Hours
Certification	cETLus, Energy Star
Warranty	5 Years

Driver Included



COMPLIANCE



Available Trims:



White



Black



Brushed Nickel

CHARACTERISTICS

Unique Design: Gimbal with 30° tilt and 360° rotation, Yet Air-Tight Without Housing Needed

Body: Durable, Die Cast Aluminum Alloy for Optimal Heat Dissipation

Paint: Oil Based Spray Painted - Scratch Resistant And Smooth Finish

LED: Epistar COB Custom Packaged by Hongli Tronic with LM80. Guaranteed 98% Lumen Maintenance After 6,000 Hours

Strict Binning To Ensure Consistent Light Colour

Driver: 4th Generation

Connection Box: Saves Contractors Labour In Installation On Every Job

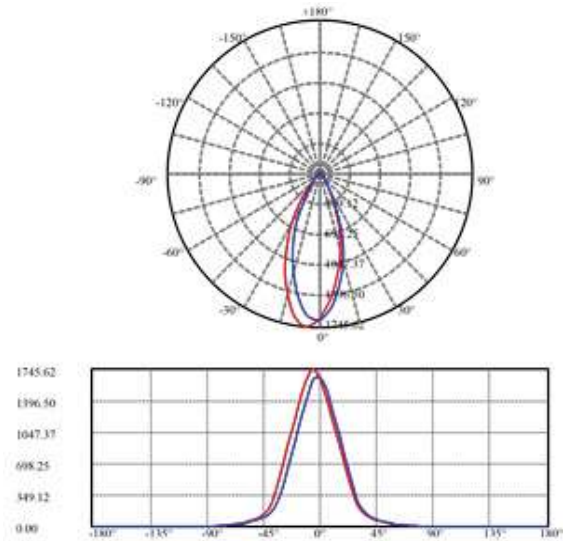
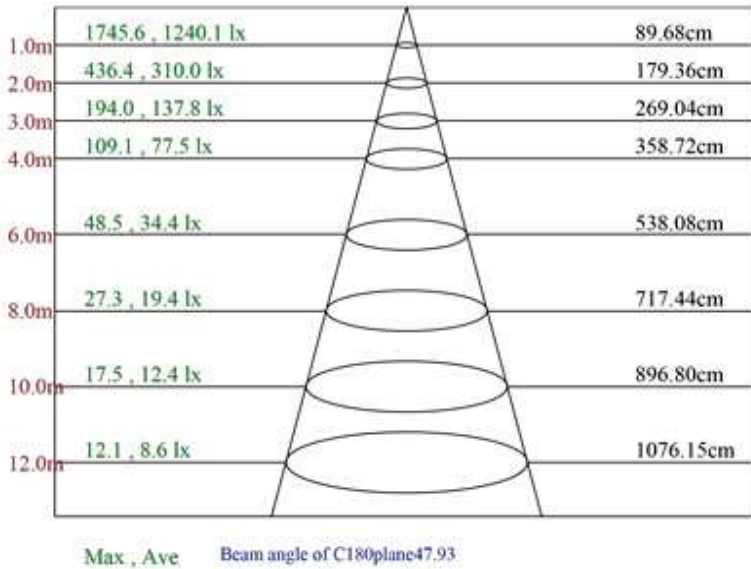
Testing: Every Single Driver Is Powered For Minimum 24 Hours Together With The Fixture That It Is Shipped With

Every LED Is Visually Checked Before And After The PCB Is Mounted On The Fixture. NO Random Tests-We Hand Test Every Fixture & Driver.

PHOTOMETRIC DATA

MODEL: FDLED4
 VOLTAGE: 120 V
 POWER: 11.2 W
 PF: 0.985

LAMP FLUX: 1030 LM
 LUMENS / POWER: 92 LM/W
 CENTRAL INTENSITY: 1640 CD
 BEAM ANGLE: 43 DEGREES



ORDERING GUIDE

- FDLED-4-9W-3K - Trim Finish
- FDLED-4-11W-3K -
- FDLED-4-9W-4K -
- FDLED-4-11W-4K -
- WH : White
- BK : Black
- BN : Brushed Nickel

Order 277V - 347V Optional Driver Separately



ACCESSORIES

Sold Separately



Low Voltage Extension Cables
 10FT FD-FLEX-10
 20FT FD-FLEX-20



Rough-In Plates - FD-MD-4