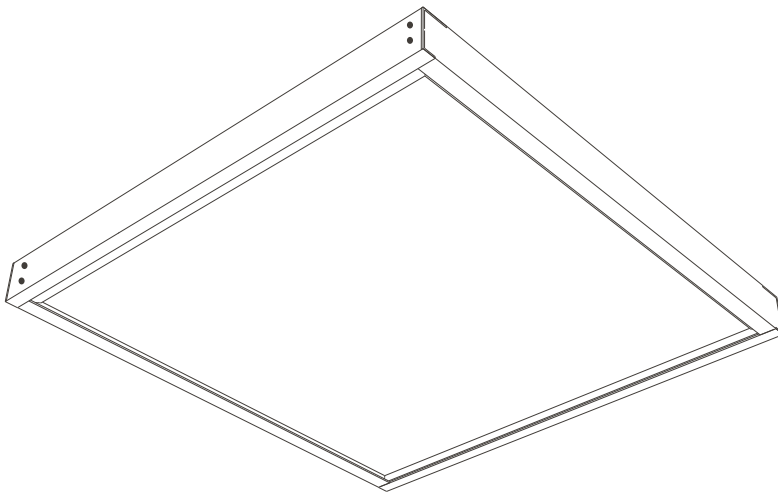


Surface Mounting Kit for Backlit Panel Light with 3-inch height

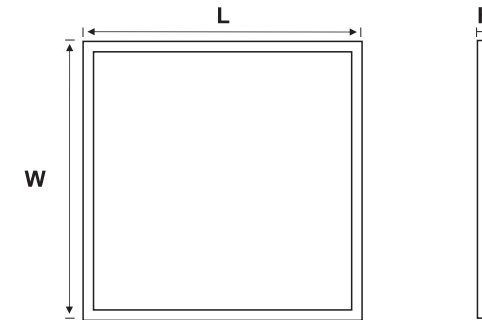
User Manual



SKU#103004
103005
103006

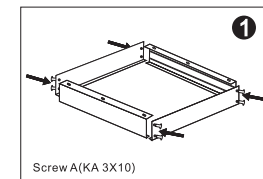
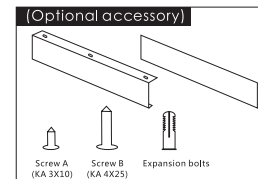


Size

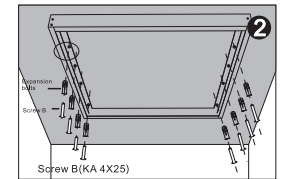


Panel size	Frame size
2 X 2 f t	609 X 609 X 74mm
1 X 4 f t	310 X 1220 X 74mm
2 X 4 f t	609 X 1220 X 74mm

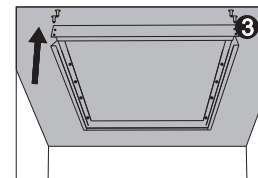
Installation



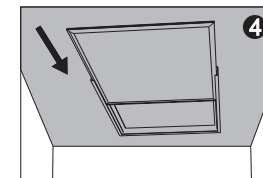
1. Assemble the four frames with Screw A to a whole square.



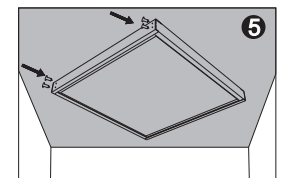
2. Fix the square frames to the ceiling with Screw B.



3. Demount one frame



4. Put the panel into the frame square.



5. Fix the last frame with screw A.