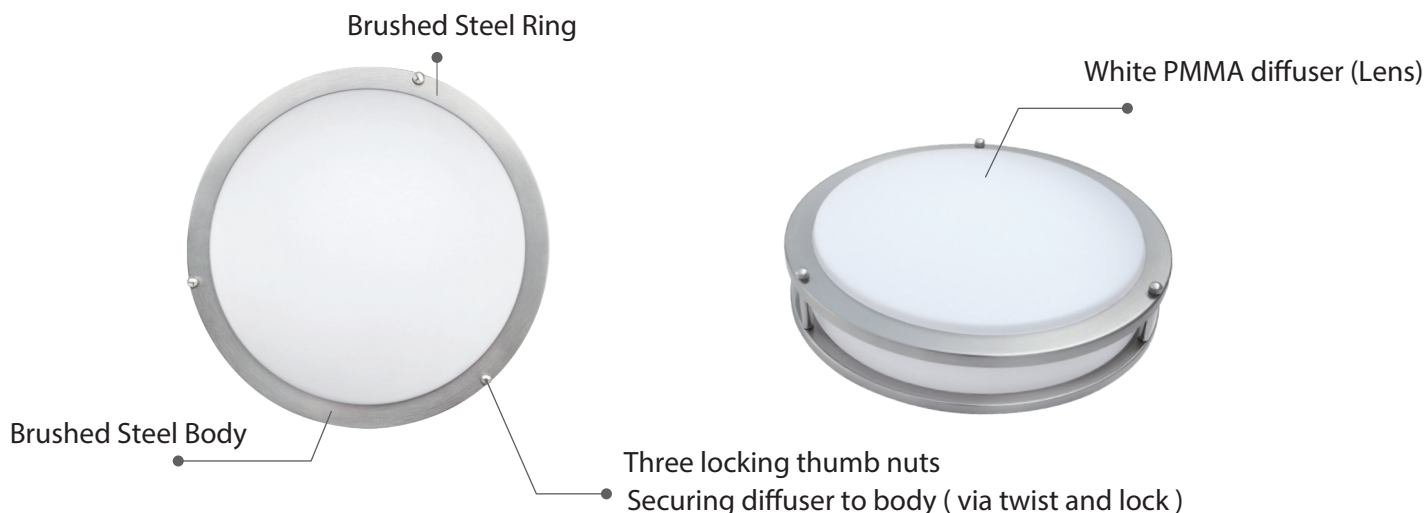
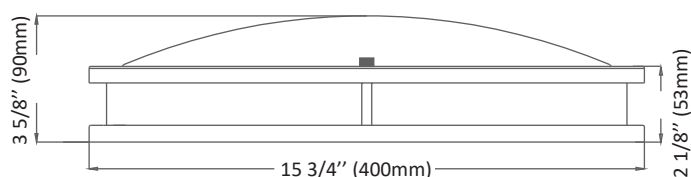


16" LED Double Ring Flush Mount



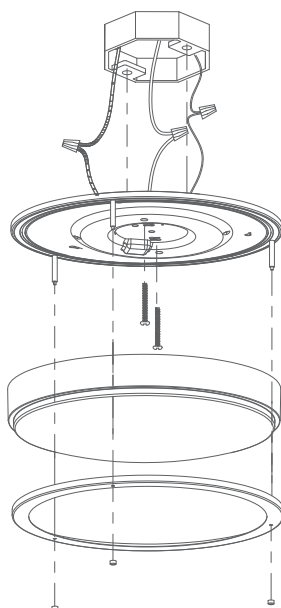
DIMENSIONS



INSTALLATION

Included in box

- Three Wire Nuts
- Two Screws



Features

- Uniform bright light
- Constructure: strong steel with white PC diffuser (Lens)
- LED: DOB (Driver on Board) technology
- No extra mounting bracket required
- Triac Dimming
- Lifetime rated for more than 50,000 hours
- Suitable for DAMP LOCATION

SPECIFICATIONS

Product No.	FDDRFM-16-25W-LED-5CCT-120-BN
Size	16"
Input Voltage	AC120V, 60Hz
Watts	25W
CRI	90+ Ra
Color Temperature(K)	Pre-Select 5 CCT 2700K-3000K-3500K-4000K-5000K
Lumen Ouput (lm)	2000 lm
Dimming	Triac Dimming
Power Factor	>0.9
Approved Location	Damp Location
Air Tight	Yes
Operating Temp.	(-4°F~104°F) -20~40°C
Beam Angle	120°